


# Build a Cozy Groundhog Den

**Step 1:** Print and cut out the groundhog.






**Step 2:** Head outside and find a good spot for a pretend groundhog to hibernate.

**Step 3:** Use sticks, leaves, grasses or even snow (if you've got it) to build a cozy den for your groundhog. Try some of these or your own ideas:




- Use the hole in the bottom of a tree and cover it with branches, greens, etc.
- Make a lean-to against a tree using sticks covered with leaves and grasses.
- Dig a hole and build a stick and mud roof over the hole.
- Place grasses, leaves and other cozy materials inside a cardboard box.



# Groundhogs



# Groundhogs



# Groundhogs

