


Class Safety Checklist

How we play safely together at Tinkergarten




PRE-SCREEN SELF ASSESSMENT

We review the emailed checklist and join from home, if we can't pass the questions.




WASH HANDS

We wash our hands with soapy water as we arrive.



FIND YOUR FAMILY'S "NEST"

Each family has a special spot in our circle that we call your "nest."





MASKS ARE OPTIONAL

Masks are not required at outdoor Tinkergarten. (Masks may be required in certain locations).



FAMILY SETS OF MATERIALS

We share play materials with our family or pod.



HOLD PERSONAL SPACE

As they play and learn, we encourage explorers to mind a 3-foot bubble of personal space.



4 R's can help kids learn to play safely together!

Remember: Outdoor spaces are the safest spaces in which to come together and play.

Remind: Remind kids to mind their space bubble in ways that are gentle, steady + fun.

Reason: Let kids know these extra steps help keep us and our friends even more safe.

Reinforce: Give praise and remind kids how caring it is to keep ourselves and friends safe.