

Class Safety Checklist

How we play safely together at Tinkergarten




PRE-SCREEN SELF ASSESSMENT

We review the emailed checklist and manage risks before we arrive.




WASH HANDS

When temperatures are over ~50 degrees, we wash our hands with soapy water as we arrive.




FIND YOUR FAMILY'S "NEST"

Each family has a spot in our circle that we call your "nest."





WEAR A MASK if 2+ and unvaccinated

Wearing masks can help keep us and others safe. (Required for some ages in certain locations).



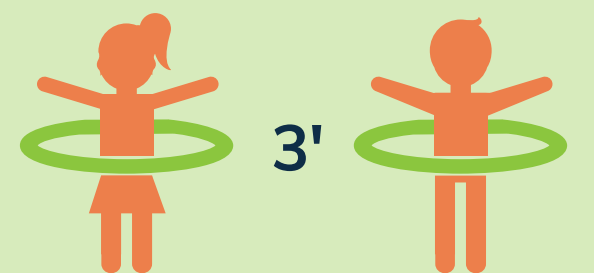
FAMILY SETS OF MATERIALS

We share play materials with our family or pod.



HOLD PERSONAL SPACE

As they play and learn, we gently remind explorers to maintain 3-foot bubbles and keep friends safe.



4 R's can help kids learn to play safely together!

Remember: Outdoor spaces are the safest spaces in which to come together and play.

Remind: Remind kids to mind their space bubble in ways that are gentle, steady + fun.

Reason: Let kids know these extra steps help keep us and our friends even more safe.

Reinforce: Give praise and remind kids how caring it is to keep ourselves and friends safe.