


Through Explorers' Eyes

Finding the Treasures Around Us

How it Works:


Explorers (aka kids) are very good at finding treasures in nature. Sometimes a simple prop like these simple frames can help all of us slow down and find even more!

1. Print out this sheet with the frame you like best.
2. Color and cut the frame out.
3. Cut out the inside of the frame.
4. Head outside and look through the frame to find beautiful landscapes, close ups and everything in between.
5. Share photos of your favorite "pictures" and tag @tinkergarten!
6. If you or your explorer prefer, open your ears and listen for the sound of treasure, instead!



Through Explorers' Eyes

Finding the Treasures Around Us




How it Works:

Explorers (aka kids) are very good at finding treasures in nature. Sometimes a simple prop like these simple frames can help all of us slow down and find even more!

1. Print out this sheet with the frame you like best.
2. Color and cut the frame out.
3. Cut out the inside of the frame.
4. Head outside and look through the frame to find beautiful landscapes, close ups and everything in between.
5. Share photos of your favorite "pictures" and tag @tinkergarten!
6. If you or your explorer prefer, open your ears and listen for the sound of treasure, instead!

Through Explorers' Eyes

Finding the Treasures Around Us



How it Works:

Explorers (aka kids) are very good at finding treasures in nature. Sometimes a simple prop like these simple frames can help all of us slow down and find even more!

1. Print out this sheet with the frame you like best.
2. Color and cut the frame out.
3. Cut out the inside of the frame.
4. Head outside and look through the frame to find beautiful landscapes, close ups and everything in between.
5. Share photos of your favorite "pictures" and tag @tinkergarten!
6. If you or your explorer prefer, open your ears and listen for the sound of treasure, instead!

