

# Camp Tinkergarten

## Series Overview—At Home







# TINKERGARTEN

Lesson of the Week	Lesson Description	Special Content	Materials
 <b>Mud Kitchen</b>	We'll help families set up an area of the yard, balcony or house to be your "mud kitchen." Or, you can pack up a "to go" mud kitchen kit, or find ways to bring mud play inside! Then, we'll spend the week exploring mud—getting to know one of the best summer learning materials of all, using all of our senses.	<b>Video Read Aloud</b> <i>The Mud Book</i> by John Cage and Lois Long  <b>Featured Creature</b> Pig	<ul style="list-style-type: none"><li>• Dirt</li><li>• Water</li><li>• Bowl</li><li>• Spoon</li><li>• Stick or two</li></ul>
 <b>Water Play</b>	There's nothing more stimulating, calming and cooling in summer than water play! And, we'll help you turn a container, some scoops or cups and a gallon or two of water into your very own water park. From there, we'll inspire kids to continue to imagine and play.	<b>Video Read Aloud</b> <i>We Are the Water Protectors</i> by Carole Lindstrom  <b>Featured Creature</b> Octopus	<ul style="list-style-type: none"><li>• Water</li><li>• 2 large bowls/bins</li><li>• Nature treasures*</li><li>• 2-3 small containers or scoops of various sizes</li></ul>
 <b>Art Center</b>	Art and nature go hand in hand, and sometimes all kids need to get all the benefits of creative play is the right space and a place to start. This week, we'll help you create your own art center using whatever art materials you've got, then we'll tee up inspiration to help kids continue to make nature art all summer long!	<b>Video Read Aloud</b> <i>Tan to Tamarind</i> by Malathi Iyengar  <b>Featured Creature</b> Butterfly	<ul style="list-style-type: none"><li>• Various art materials (e.g. markers, paint, glue, tape, crayons, stamp pads)</li><li>• Paper or fabric</li><li>• Nature treasures*</li></ul>

### \*nature treasure (noun)

Any object from nature that looks, smells, feels and sounds captivating to kids (acorns, pebbles, pine cones, sticks, etc.)!





[More lessons on next page >](#)

Lesson of the Week	Lesson Description	Special Content	Materials
 <p><b>Adventure Camp</b></p>	<p>We kick off our "Camp Sampler" unit with Adventure Camp—the chance to see our home environments with fresh new eyes and explore the space in which we play using all of our senses.</p>	<p><b>Video Read Aloud</b> More by I. C. Springman</p> <p><b>Featured Creature</b> Magpie</p>	<ul style="list-style-type: none"> <li>• Variety of nature treasures of different shapes, sizes, colors, textures and smells</li> <li>• Optional: Printable map (In My Tinkergarten)</li> </ul>
 <p><b>Sports Camp</b></p>	<p>In honor of the Summer Olympics, we'll inspire kids to participate in an animal olympics. We'll build balance and give both our muscles and our imaginations a workout as we move like some of our favorite creatures. Then, all week long, families can enjoy silly and fun ways to challenge our bodies outside!</p>	<p><b>Video Read Aloud</b> <i>Frog Olympics</i> by Brian Moses</p> <p><b>Featured Creature</b> Gorilla</p>	<ul style="list-style-type: none"> <li>• Chair, bench or log</li> <li>• Rope or string (~6 feet)</li> <li>• Pillow</li> <li>• Blanket or sheet</li> </ul>
 <p><b>Critter Camp</b></p>	<p>Though there are so many things to love about critters, they are marvelous communicators. And, the chance to observe and play like some of our favorite critters can help kids learn more about how we humans communicate too. Plus, spider play inspires hours of creative, fun adventures!</p>	<p><b>Video Read Aloud</b> <i>Du Iz Tak?</i> by Carson Ellis</p> <p><b>Featured Creature</b> Orb Weaver (spider)</p>	<ul style="list-style-type: none"> <li>• Chair, table or tree (if outside)</li> <li>• String, yarn or twine (even a shoelace or two)</li> </ul>
 <p><b>Band Camp</b></p>	<p>Sound and music are central to how we communicate, and nature gives us so many ways to make our own, unique sounds. We'll create original nature instruments and make joyful music together.</p>	<p><b>Video Read Aloud</b> <i>Noisy Frog Sing-Along</i> by John Himmelmann</p> <p><b>Featured Creature</b> Frog</p>	<ul style="list-style-type: none"> <li>• 2-3 glass jars or containers</li> <li>• Water</li> <li>• Metal spoon or fork</li> <li>• Bin or bowl</li> <li>• Small box and rubber bands</li> </ul>

**Need Materials?**

Visit our [Summer 2021 Camp Tinkergarten Amazon Store](#) if you'd like your own copy of our read aloud titles or need lesson materials.

**More lessons on next page >**

Lesson of the Week	Lesson Description	Special Content	Materials
 <p><b>Space Camp</b></p>	<p>One of the true wonders of summer is the gorgeous night sky! Plus, few play themes get kids' imaginations going more than space play. This week, we'll use a variety of sensory-stimulating, natural materials to turn ordinary cloth into a beautiful night sky of our very own!</p>	<p><b>Video Read Aloud</b>  <i>My Rainy Day Rocketship</i>            by Markette Sheppard and Charly Palmer</p> <p><b>Featured Creature</b>            Firefly</p>	<ul style="list-style-type: none"> <li>• Dark cloth (towel, sheet, fabric)</li> <li>• Water</li> <li>• Bowl</li> <li>• Any of the following: Flour, cornstarch, sidewalk chalk, white shaving cream</li> </ul>
 <p><b>Build a Fire</b></p>	<p>We kick off our final "Let's Go Camping!" unit with pretend play inspired by one of the most important parts of camping—building a fire! As we play, we'll also learn the basics of fire safety, helping kids learn to manage the risks as they enjoy all that campfires offer.</p>	<p><b>Video Read Aloud</b>  <i>The Camping Trip</i>            by Jennifer K. Mann</p> <p><b>Featured Creature</b>            Giant Sequoia</p>	<ul style="list-style-type: none"> <li>• 10 small sticks</li> <li>• String or yarn (~6 feet)</li> <li>• Optional: red cloth or paper</li> <li>• Optional: <u>forest putty</u></li> </ul>
 <p><b>Campsite Cookout</b></p>	<p>What is camping without food to give us energy and enjoy our time together? This week, we'll return to our mud kitchens or just whip up nature treats to roast over our pretend fires and enjoy cooking in our imaginary camp sites together.</p>	<p><b>Video Read Aloud</b>  <i>Bee-Bim Bop</i>            by Linda Sue Park</p> <p><b>Featured Creature</b>            Skunk</p>	<ul style="list-style-type: none"> <li>• Various kitchen items (muffin tin, cake pan, spoons, cookie cutters)</li> <li>• Dirt and water or <u>forest putty</u></li> <li>• A pinch of spice</li> <li>• Nature treasures*</li> </ul>
 <p><b>Let's Camp Out!</b></p>	<p>In our final week of Camp Tinkergarten, we celebrate all that we have learned together, earn our Communication badges and prepare for a Tinkergarten-wide Camp Out. Whether in your living room, the back yard or deep in the woods, we can all enjoy this sweet end to a super season!</p>	<p><b>Video Read Aloud</b>  <i>Ruby's Sleepover</i>            by Kathryn White</p> <p><b>Featured Creature</b>            Explorers</p>	<ul style="list-style-type: none"> <li>• Bed sheet or blanket (or tent!)</li> <li>• Chair, table or bench</li> <li>• Flashlight or pretend flashlight (i.e. cardboard tube)</li> </ul>

**Need Materials?**

Visit our [Summer 2021 Camp Tinkergarten Amazon Store](#) if you'd like your own copy of our read aloud titles or need lesson materials.