










Tinkergarten Circle Time

Creativity Season at a Glance




Lesson of the Week	Lesson Description	Creativity Focus	Materials	Literature Connection
 #1 Toy of All Time	Introduce Divergent Thinking by taking the <u>Not a Stick Challenge!</u> We'll practice with divergent thinking all season long.	Divergent Thinking	<ul style="list-style-type: none">• A nature treasure your child would love to share• 2 sticks per child	<i>Not a Stick</i> by Antoinette Portis
 Mud Play	What creative magic can happen when water + dirt come together? The possibilities are endless. Blending materials supports creativity.	Blending	<ul style="list-style-type: none">• Bowl• Dirt, flour or cornstarch• Water• An old towel	<i>Mud Book</i> by John Cage and Lois Long
 Breaking and Building	What can we make when we break things up and build new things from the loose parts? Destroying (or breaking) things can promote creativity.	Breaking	<ul style="list-style-type: none">• A handful of nature treasures to pick apart (e.g. flowers, leaves, herbs)• 1 pillowcase per child ⚙️• Duct or kraft tape	<i>Perfect Square</i> by Michael Hall ⚙️
 Recycling Art	Today we take old artwork and make paper to make new artwork! Break up different types of paper, including pieces of kids artwork and give them a new life! (Breaking + Blending)	Breaking, Bending and Blending	<ul style="list-style-type: none">• 3 pieces of paper• Water• Window screen ⚙️, strainer or cheesecloth• Duct or kraft tape	<i>Perfect Square</i> by Michael Hall ⚙️

More lessons on next page >

Lesson of the Week	Lesson Description	Creativity Focus	Materials	Literature Connection
 Catching Colors	Free, messy play is joyful and supports creativity. Read one of our favorite stories, then set colors free!	Flexible Thinking & Joy	<ul style="list-style-type: none"> • Paint  • A pillowcase  • Paint or natural objects to make pigment 	<i>Swatch: The Girl Who Loved Color</i> by Julia Denos 
 Catch the Wind!	Turn a sheet into a tool to capture the wind! How many ways can we invent to use this amazing tool to learn about weather and imagine new worlds?	Creative Problem Solving	<ul style="list-style-type: none"> • Old fabric (pillowcase , bedsheet, towel, t-shirt) • Rubber band • Stick • Scissors 	<i>Gilberto in the Wind</i> by Marie Hall Ets
 Big Orange Splot	We return to divergent thinking, after a full season of practice with “Not A” play. We’ll use cardboard boxes to invent and imagine whole new worlds!	Bring together all we have learned.	<ul style="list-style-type: none"> • 1 Large or medium cardboard box per child [gear icon] • Paint  	<i>Big Orange Splot</i> by Daniel Manus Pinkwater
 Making Music and Celebration	It’s time to celebrate a season full of friendship, play and creativity! We’ll explore different ways to make sounds and enjoy a joyful jam session, complete with homemade nature instruments!	Music creates our community!	<ul style="list-style-type: none"> • Recycled containers (tubs, boxes, bins) • Sticks • Small nature treasures 	<i>Max Found Two Sticks</i> by Brian Pinkney

Materials

- What are “nature treasures?” Objects from nature kids can gather and use for play (eg acorns, pebbles, fruits, sticks, etc.)
- Items marked with  will be included in our Circle Time Essentials Kit. Order yours in our Materials Store—opening soon!
- Want books or individual items? Visit our Tinkergarten Amazon Affiliate Store.

ABOUT TINKERGARTEN Tinkergarten® is your guide to purposeful outdoor play—the kind of play that helps kids become healthy, capable and confident learners.