


Creativity Season

How we play safe together at Tinkergarten




PRE-SCREEN SELF ASSESSMENT

We manage risks before we arrive.




WASH HANDS

Wash and dry hands when you arrive.





FIND YOUR FAMILY'S "NEST"

Each family has a safe spot we call your "nest" marked by a beanbag.




WEAR A MASK

Wearing masks can help keep us and others safe. (Required for some ages in certain locations)




FAMILY SETS OF MATERIALS

Each family has a pillowcase with materials for them to use in play.



KEEP OUR 6 FOOT BUBBLES

As we play and explore, we do our best to maintain our 6 foot bubbles and keep each other safe.



4 R's can help kids learn to play safe together!

Reason: Share the reason we keep safe in words kids can understand and remember.

Redirect: Gently guide kids' attention towards other spaces or activities. Give hugs.

Remind: Remind kids to mind their 6 foot bubble in ways that are gentle, steady + fun.

Reinforce: Give praise and reminders about the loving reason we are keeping distance.